

POWER TAILGATE USER MANUAL



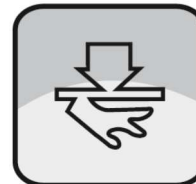
WIRELESS
CONTROL



MANUAL
CONTROL



HEIGHT
SETTING



ANTI PINCH
SAFETY



AUDIBLE
WARNING



FOOT
SENSOR
(if fitted)

INTRODUCTION

- (1) This manual will provide you the function list and usage methods for this power tailgate system.
- (2) Pay attention to the warning and safety precautions explained in this manual.

- (3) Please follow the instructions closely to safely utilize the convenience feature of the power tailgate.

SAFETY PRECAUTIONS

- (1) In case of abnormal closing or opening of the tailgate, manually pull/push the tailgate to close or open it.
- (2) During opening of the tailgate, do not force the tailgate to open or close by force.
- (3) High pressure tensioning spring is loaded inside the electric spindle. **DO NOT DISSASSEMBLE!**
- (4) Do not attempt to repair the tailgate, spindle or any part of the device. Contact your nearest service center for support.

FUNCTIONS

- **WIRELESS CONTROL**
 - Using the original vehicle remote, press UNLOCK 3 times quickly to open or close the tailgate.
- **ANTI- PINCH**
 - In the event the tailgate senses any impact/objects: during opening it will automatically pause and during closing it will automatically open.

- **HEIGHT ADJUSTMENT**

- You can easily preset the tailgate opening height to suit the height of the driver.

- **AUDIBLE WARNING**

- For safety purpose, a buzzer will alert the driver or surrounding persons during opening or closing

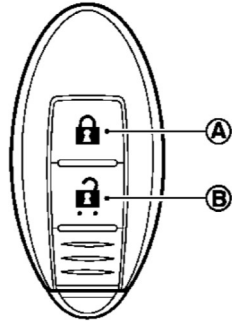
- **FOOT SENSOR (IF Equipped)**

- This system can be equipped with foot sensor to open or close the power tailgate.

PRODUCT OPERATION


- **REMOTE CONTROL FOR TAILGATE**

- **OPENING:** press the UNLOCK button (B) in short clicks for 3 times to open the tailgate.
- **CLOSING:** Repeat above steps to close the tailgate.



➤ **BUTTON ON TAILGATE (EXTERNAL)**

- **OPENING** : With the Nissan Intelligent key nearby the tailgate, simple press the button to open the tailgate automatically.

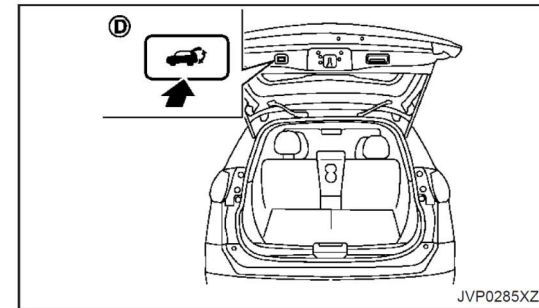


➤ **BUTTON ON TAILGATE (INTERNAL)**

- **SETTING OPENING HEIGHT**: Manually adjust the tailgate height, then press and hold this

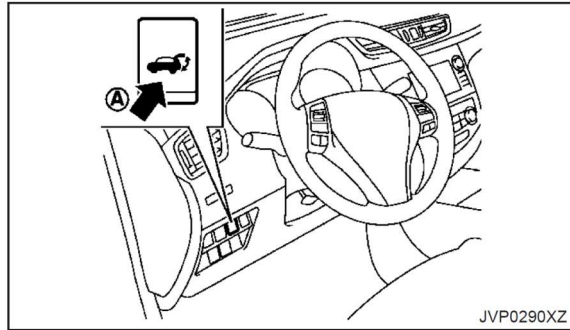
button for 3 seconds until 2 beeps are heard. The system will memorize the height.

- **CLOSING**: Press the button to close the tailgate automatically.



➤ **BUTTON AT DRIVER SIDE**

- **OPENING**: press the tailgate button once to open the tailgate.(when tailgate is closed)
- **SUSPENDING**: while opening, press the button again to pause the tailgate.
- **CLOSING**: press the tailgate button once to close the tailgate (when tailgate is open).



➤ FOOT SENSOR (IF Equipped)

- With the Nissan Intelligent key nearby to the tailgate, simple perform a kicking action (BACK to FRONT foot movement, not LEFT to RIGHT).
- The sensor is located at the BOTTOM CENTER of the rear bumper, below the fog lamp marker.
- The tailgate will open or close after successful detection of the foot movement.



➤ TAILGATE CLOSING SPEED

- To change the tailgate closing speed, please follow below procedure.
- Press the Tailgate closing button 2 times quickly, then followed by 1 long press until you hear the beep sound.
- 1 beep: slowest
- 2 beeps: medium
- 3 beeps: fastest